




Additional AC circuit on Peugeot Boxer X2 50 to the expansion valve

Connection adapter set to expansion valve

- Unscrew and remove the original hoses
- Unscrew the 2 original studs from the expansion valve
- Unscrew and remove the original expansion valve screw
- Fix the adapter with the new screw on the expansion valve (lubricate the O'ring seals before assembly)
- Fix the original hoses to the adapter with the 2 new screws.


Adapter set
Réf. : 700.01.176



G10 90° fitting
Réf. : 700.20.511

G 90° fitting
Réf. : 700.20.111

clamp N°1




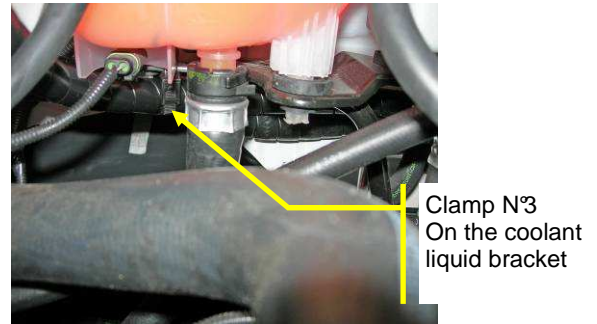



Clamp N°2



HEATING AND AIR-CONDITIONING SYSTEMS FOR SPECIAL VEHICLES





KALORI SAS ZI de Mariage Voie E 69330 Pusignan (France) – Tél : +33 (0)4.72.93.10.10 Fax : +33 (0)4.72.93.10.19
www.kalori-sa.com / Email : kalori@kalori-sa.com





HEATING AND AIR-CONDITIONING SYSTEMS FOR SPECIAL VEHICLES

KALORI SAS ZI de Mariage Voie E 69330 Pusignan (France) – Tél : +33 (0)4.72.93.10.10 Fax : +33 (0)4.72.93.10.19
www.kalori-sa.com / Email : kalori@kalori-sa.com




Drill a Ø51mm hole
170 mm de Snap On



HEATING AND AIR-CONDITIONING SYSTEMS FOR SPECIAL VEHICLES

KALORI SAS ZI de Mariage Voie E 69330 Pusignan (France) – Tél : +33 (0)4.72.93.10.10 Fax : +33 (0)4.72.93.10.19
www.kalori-sa.com / Email : kalori@kalori-sa.com

Replace thermal protection



Remove all plastic part and seat belt



HEATING AND AIR-CONDITIONING SYSTEMS FOR SPECIAL VEHICLES

KALORI SAS ZI de Mariage Voie E 69330 Pusignan (France) – Tél : +33 (0)4.72.93.10.10 Fax : +33 (0)4.72.93.10.19
www.kalori-sa.com / Email : kalori@kalori-sa.com



Drill a Ø50 mm
hole